

Communications from Senior Resources:

- As of now, 52% of the FY24 MCSM awards have been used. We anticipate all awarded funds to be nearly fully expended by the end of the fiscal year.
- In February, Senior Resources conducted assessments on all MCSM service providers. In summary, the assessment results were all favorable with no findings.
- To ensure all committee members' questions are answered thoroughly, submit them through this link: <https://form.jotform.com/241193668437162> . This form allows us to efficiently collect and address your inquiries, including those requiring clarification from MCSM service providers. Responses to all submitted questions will be shared with the entire committee.

Provider Feedback: Verbatim provider comments on quarter 2 expenditures.

- **Association for the Blind and Visually Impaired** - Association for the Blind and Visually Impaired asked for less funding for counseling and support groups for 2 reasons. First, counseling services dipped last fiscal year, so we budgeted based on lower service levels. Secondly, there was no low vision clinic from August to January and the clinic is the main source for new clientele. Now that we have a clinic 2 days a month in Muskegon, we are doing more counseling. And we are continuing our monthly support groups.
- **Boys & Girls Club** - The underutilization of funds is because of our situation of being in our temporary facility. When we return to our main site, grant funds will be utilized for assessment equipment and staffing. We appreciate the ongoing support!
- **City of Muskegon Heights** - The Home Repair: MAJOR program is a reimbursement-based program. Whereas the City has incurred cost, we have not submitted for reimbursement request as of yet. The city normally performs 2-3 draws (i.e., reimbursement request) per grant period, resulting in larger and efficient requests and always utilizing our full allocation during the FY (i.e., funding/grant period).
- **Disability Network West Michigan** - Senior Millage grant funding was reduced for FY 2024 while program demand increased slightly.
- **Love INC of Muskegon County** - There are a couple of reasons we have used our grant funds so quickly this year. We continue to receive many requests for handicap ramps. The costs for both wood and aluminum ramps continue to increase, and we received


less grant funding from Senior Millage this year also. We are continuing to apply for additional grants and are also contacting local companies for financial support for ramps.





- **Orchard View Community Education** - The Orchard View Senior Center has overutilized funds due to increased programming and Seniors served. Word of mouth has drawn in additional participants, which includes senior dinner/dances (120+), Bingo (25+), Euchre (25+), Craft Classes (15+), Activity Bags (50+), Woodcarving (15+), Sewing (12+), Traveling Activities (12+), Fall Festival (110+). We continuously look for additional ways to engage our senior population, as we know it is beneficial to their longevity to participate in programming outside of their homes.
- **Pioneer Resources** - Northern: We have held 5 events to date and still have 5 additional to be held. One a month scheduled May-Sept.
Eastern: we have held seven events and eight additional to be scheduled.
Transportation: Participant count decreased to extend grant period. Pioneer Resources will support rides beyond this for individuals that can private pay and or can be reimbursed under Non Emergency Medical Transportation under Medicaid/Medicare
- **Trinity Village Housing** - Other resources are utilized to provide home repairs, and if we are unable to assist, we refer to other agencies that have funding to provide home repair. Many necessary repairs cannot be completed within the \$7,000 cap, i.e. roofs. A larger cap for repairs should allocated.





Fiscal Year 2024

Report Date Range: 10/1/2023 - 3/31/2024

Monday, May 13, 2024

Provider / Service	Award	Reimbursement	Expended%	Participants	Participation
AgeWell Services					
Congregate Meals	\$18,000	\$8,278	46%	59	942
Home Delivered Meals	\$154,000	\$70,092	46%	94	8,205
Senior Medical Transportation	\$120,000	\$64,374	54%	213	2,729
SafeSeniors Muskegon County	\$112,500	\$64,239	57%		
SafeSeniors - Investigative				63	63
SafeSeniors - Outreach/Prevention**				424	424
Senior Center Activities	\$76,000	\$34,785	46%	298	1,805
Association for the Blind & Visually Impaired					
Low Vision Services	\$11,050	\$6,148	56%	29	55
Peer Support Groups	\$2,228	\$2,228	100%	9	32
Vision Loss Counseling	\$4,208	\$4,208	100%	3	33
Boys & Girls Club of the Muskegon Lakeshore					
Energize & Thrive: Senior Recreation and Fitness	\$12,800	\$4,044	32% 	21	486
Casnovia Township					
Senior Lunch	\$12,000	\$6,000	50%	63	281
Catholic Charities West Michigan					
Senior Companion Program	\$12,500	\$5,712	46%	29	2,390
Christians for Health					
Health Promotion Classes	\$4,437	\$2,470	56%	9	50

Provider / Service	Award	Reimbursement	Expended%	Participants	Participation
City of Muskegon					
Home Repair	\$70,000	\$30,438	43%	7	7
City of Muskegon Heights					
Major Home Repair	\$63,000				
Community enCompass/Bethany Housing					
Major Home Repair	\$35,000	\$33,513	96%	10	10
Disability Network of West Michigan					
Senior Transportation Voucher Program	\$11,006	\$7,763	71% 	19	796
Fair Housing Center of West Michigan					
Fair Housing Services	\$8,000	\$4,234	53%	4	10
Fruitport Lions Club					
Senior Power of Produce	\$33,000				
Legal Aid of Western Michigan					
Legal Services	\$19,000	\$10,781	57%	10	10
Living Word Senior Services					
Lawn Care	\$45,500	\$5,145	11%	147	147
Snow Removal	\$84,700	\$71,137	84%	136	1,862
Love INC					
Wheelchair Ramp Builds	\$42,000	\$38,349	91% 	6	6
Muskegon YMCA					
Veggie Van	\$77,875	\$36,515	47%	160	757
Orchard View Community Education					
Senior Center Activities	\$45,000	\$35,013	78% 	123	1,295

Provider / Service	Award	Reimbursement	Expended%	Participants	Participation
Pioneer Resources					
Senior Dynamic Transportation	\$40,000	\$29,899	75% 	31	548
Eastern Senior Enrichment Program	\$44,996	\$17,478	39% 	72	146
Northern Senior Enrichment Program	\$26,750	\$10,335	39% 	51	86
Ravenna Township					
Meal & Activity	\$8,100	\$4,050	50%	63	222
Grocery Trip	\$4,200	\$2,100	50%	11	40
Senior Resources Contracted Service					
* Award Total	\$346,350		53%		
Adult Day Services		\$4,335		2	886
Case Coordination and Support		\$43,000		152	556
Home Delivered Meals		\$6,804		10	763
Homemaker		\$27,324		52	4,382
Medication Management		\$2,588		8	203
MMAP Services (Non-Contracted Service)**		\$11,200		295	295
Nutritional Supplements		\$804		5	810
Outdoor Chore Services		\$22,553		58	2,249
Personal Care		\$48,202		42	7,612
Personal Emergency Response System		\$7,628		57	269
Respite Care		\$7,960		6	1,094
Trinity Village Nonprofit Housing Corp.					
Major Home Repair	\$63,000	\$49,371	78% 	8	8
VFW Post 7729 Senior Program					
Monthly Dinner	\$21,600	\$10,800	50%	389	1,289

Provider / Service	Award	Reimbursement	Expended%	Participants	Participation
Volunteer for Dental					
Dental Care	\$30,600	\$14,580	48%	18	18
Dentures	\$7,300	\$664	9%	1	1
Preventative Care	\$2,650	\$2,120	80%	8	8
White Lake Senior Center					
Monthly Social Activity	\$3,000	\$1,500	50%	70	712
Totals	\$1,672,350	\$870,759	52%	3,345	44,592

**Counts are not unduplicated for MMAP and SafeSeniors Outreach.

***Total participant count is not unduplicated.

By Municipality

Monday, May 13, 2024

Cumulative participant count as of 3/31/2024

Municipality	Community	Participant Count	*Senior Population	Percentage of Seniors
Blue Lake	Township	60	675	9%
Casnovia	Township	211	598	35%
Casnovia	Village	16	76	21%
Cedar Creek	Township	182	952	19%
Dalton	Township	416	2,157	19%
Egelston	Township	792	2,445	32%
Fruitland	Township	257	1,994	13%
Fruitport	Township	596	3,918	15%
Fruitport	Village	126	341	37%
Holton	Township	106	698	15%
Laketon	Township	506	2,415	21%
Lakewood Club	Village	51	253	20%
Montague	City	194	745	26%
Montague	Township	71	527	13%
Moorland	Township	77	374	21%
Muskegon	City	4,719	8,355	56%
Muskegon	Township	1,253	4,636	27%
Muskegon Heights	City	662	2,312	29%
North Muskegon	City	254	1,289	20%
Norton Shores	City	1,350	7,679	18%
Ravenna	Township	103	570	18%
Ravenna	Village	208	265	78%
Roosevelt Park	City	206	976	21%
Sullivan	Township	111	742	15%
White River	Township	54	585	9%
Whitehall	City	280	962	29%
Whitehall	Township	86	607	14%
TOTALS		12,947	47,146	27%

*Source: U.S. Census Bureau, 2020 Population Survey Estimates (April 2021) - pending final report publication March 2022